



2023

REGIONAL DISTRICT OF NANAIMO PROPERTY TAXES

VANCOUVER ISLAND



City of Parksville

REGIONAL DISTRICT OF NANAIMO PROPERTY TAXES

You have received your 2023 property tax notice from your municipality. Municipalities collect taxes for schools, roads, policing, hospital and regional district services among other taxes. The Regional District of Nanaimo (RDN) receives a payment from municipalities within the RDN in August each year. This payment goes directly toward the RDN services provided in your area.

SERVICES

The RDN provides a broad range of services to its residents, with the exception of road maintenance and policing. Some examples of the services provided include:

REGIONAL

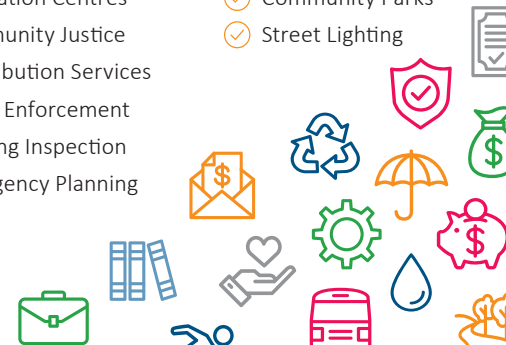
- ✓ Solid Waste Management
- ✓ Regional Parks
- ✓ Regional Growth Strategy
- ✓ 911 Services
- ✓ Liquid Waste Management Planning
- ✓ Drinking Water/Watershed Protection
- ✓ Search & Rescue Contribution Services
- ✓ Community Grants
- ✓ Administration

SUB-REGIONAL

- ✓ Transit
- ✓ Wastewater Treatment
- ✓ Community Planning
- ✓ Economic Development
- ✓ Recreation Centres
- ✓ Community Justice Contribution Services
- ✓ Bylaw Enforcement
- ✓ Building Inspection
- ✓ Emergency Planning

LOCAL

- ✓ Fire Protection
- ✓ Water and Sewer Utilities
- ✓ Community Parks
- ✓ Street Lighting



NANAIMO REGIONAL HOSPITAL DISTRICT

The Nanaimo Regional Hospital District (NRHD) provides capital funding for Nanaimo Regional General Hospital, Dufferin Place, Eagle Park Health Care Facility, Trillium Lodge and Oceanside Health Centre. The Province shares capital funding costs with NRHD on a 60/40 basis with the NRHD's portion being 40 per cent. Island Health pools funding from the Province, NRHD and other sources to maintain, improve and build health care facilities on Vancouver Island.

A budget of \$29.5 million was adopted for 2023 including \$4 million for minor capital equipment and projects, \$740,000 for administration and professional fees and \$6.36 million for debt servicing for major capital projects. The budget includes capital projects planned or underway including a new Intensive Care Unit, SPECT CT Scanner, Rehab Wing Chiller, Chiller System Optimization, Fluoro X-Ray Machine Replacement, a new High Acuity Unit and a Meal Assembly and Delivery System.

Potential future projects include a new patient tower, cancer centre and cardiac catheterization lab, as well as a new long-term care facility. A tax levy of approximately \$35.18 per \$100,000 of assessed property value in 2023 is included in the budget as well as a contribution of \$18.4 million into reserves, an increase of \$3.92 per \$100,000 from the previous year. The goal is to accumulate reserves to reduce reliance on debt and prepare the NRHD to meet its partnership funding obligations for large priority projects that are urgently required in the region.



INQUIRIES ON PROVINCIAL TAXATION AND YOUR PROVINCIAL TAX NOTICE:

Please contact **Surveyor of Taxes**

Toll-free: 1-888-355-2700

Or: 250-387-0555

The property taxes website has information on homeowner grants, the tax deferral program as well as other valuable tax information.

sbr.gov.bc.ca/rpt

RDN services are included on your municipal or provincial tax notice.

Get Involved RDN!

FOR INFORMATION ON HOW TO GET INVOLVED, VISIT

getinvolved.rdn.ca

FOR INFORMATION ON RDN SERVICES, VISIT

rdn.bc.ca

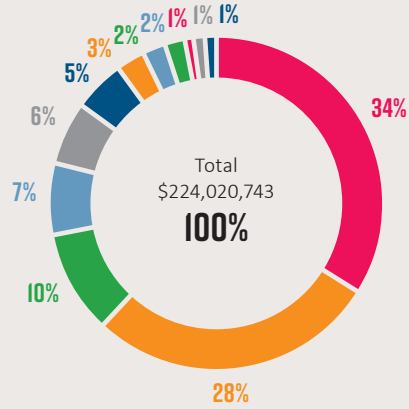
or call RDN Finance

Toll-free: 1-877-607-4111

Or: 250-390-4111

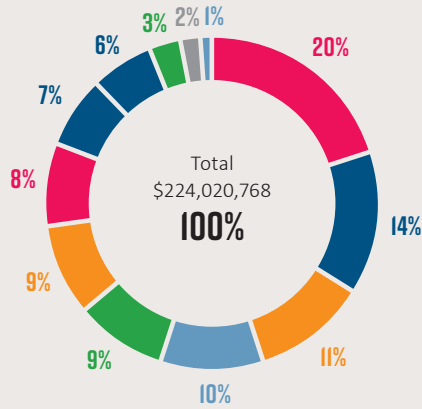


WHERE DOES THE MONEY COME FROM?



Taxation \$75,825,785 34%	Reserve, Surplus & DCC Transfers \$62,455,390 28%	Grants \$22,135,862 10%
Recovery of Costs \$15,475,748 7%	Debt Proceeds \$14,363,734 6%	Solid Waste Tipping Fees \$10,669,464 5%
Utility Billings \$7,272,690 3%	Other Operating \$5,289,028 2%	Transit Revenue \$4,420,893 2%
Taxation for Vancouver Island Regional Library \$2,773,748 1%	Recreation Program Fees \$1,740,776 1%	Building & Other Permits \$1,597,625 1%

WHERE DOES THE MONEY GO?



Public Transit \$45,166,862 20%	Solid Waste Management \$31,574,928 14%	Regional & Community Parks \$23,491,901 11%
Wastewater Treatment \$22,530,304 10%	Administration & Regional Grants \$21,155,707 9%	Wastewater & Water Major Capital \$20,438,040 9%
Public Safety \$18,536,647 8%	Recreation & Culture \$14,340,187 7%	Utility Services \$13,810,981 6%
Planning & Development \$6,465,875 3%	Building Inspection / Bylaw Enforcement \$3,735,588 2%	Vancouver Island Regional Library Transfer \$2,773,748 1%

EXPENDITURES FOR 2023

THESE ARE THE RDN'S LARGEST CAPITAL INVESTMENTS IN THE COMING YEAR:

	Wastewater Treatment	\$17,988,857
	Recreation & Parks	\$ 17,803,742
	Fire Departments	\$ 8,900,732
	Solid Waste / Regional Landfill	\$ 7,064,812
	Water Services	\$2,449,183
	Transit	\$2,332,691
	Corporate Services	\$1,844,500

THE RDN IS WORKING ON MAJOR PROJECTS THAT MAY IMPACT YOUR AREA. THESE INCLUDE:

- ✓ French Creek Pollution Control Centre Project and Odour Control Upgrades
- ✓ Pump-station Upgrades
- ✓ Landfill Cell One Closure
- ✓ Mid-Island EV Charging Station Installation
- ✓ Ravensong Pool Expansion Planning
- ✓ Morden Colliery Regional Trail – Nanaimo River Crossing Design and Costing
- ✓ Parkland Acquisitions
- ✓ Coats Marsh Regional Park Weir Replacement
- ✓ South Wellington School Conversion to Community Centre
- ✓ EA B Parks and Recreation Master Plan
- ✓ Jack Bagley Community Park Sport Court and Change Rooms
- ✓ Transit Service Expansions
- ✓ Expansion of Transit Exchanges
- ✓ Dashwood Fire Hall Construction
- ✓ Replacement of Fire Equipment and Vehicles
- ✓ Electronic Data Record Management

2023 2022

City of Parksville contribution to RDN General Services property taxes total	\$7,167,080	\$6,627,724
Estimated RDN General Services tax rate per \$100,000 of assessment	\$106.17	\$111.60
Average residential dwelling assessment value *	\$753,356	\$669,603
Average City of Parksville RDN General Levy amount **	\$822.46	\$765.89
Change from prior year	7.4%	

HOW THE FUNDS ARE SPENT IN YOUR AREA

	Wastewater Services	44%
	Recreation Services	29%
	Transit Services	10%
	Regional Parks	5%
	Administration & Regional Grants Services	4%
	Regional Development	3%
	Public Safety & Emergency Services	3%
	Solid Waste Management	2%

NOTES:

- * Average residential values are based on BC Assessment 2023 Completed Roll values and may vary as a result of revisions to the roll.
- ** Includes Parcel Taxes of \$22.63 (2022: \$18.63) which are levied at the same amount for each property in the specified area.

REGIONAL DISTRICT OF NANAIMO SERVICES

City of Parksville Home Tax Change

2023 Total Cost for the average City of Parksville home (\$753,356) = \$822

