NOTICE OF MEETING

APPEAL NO. PL2019-052

1801 Northwest Bay Road

Electoral Area E

Pursuant to Section 541 of the *Local Government Act*, the Regional District of Nanaimo (RDN) advises of a meeting of the Board of Variance for the subject property shown on the location map below.

MEETING DETAILS

Wednesday, April 10, 2019 at 4:00 pm

Committee Room, 6300 Hammond Bay Road, Nanaimo

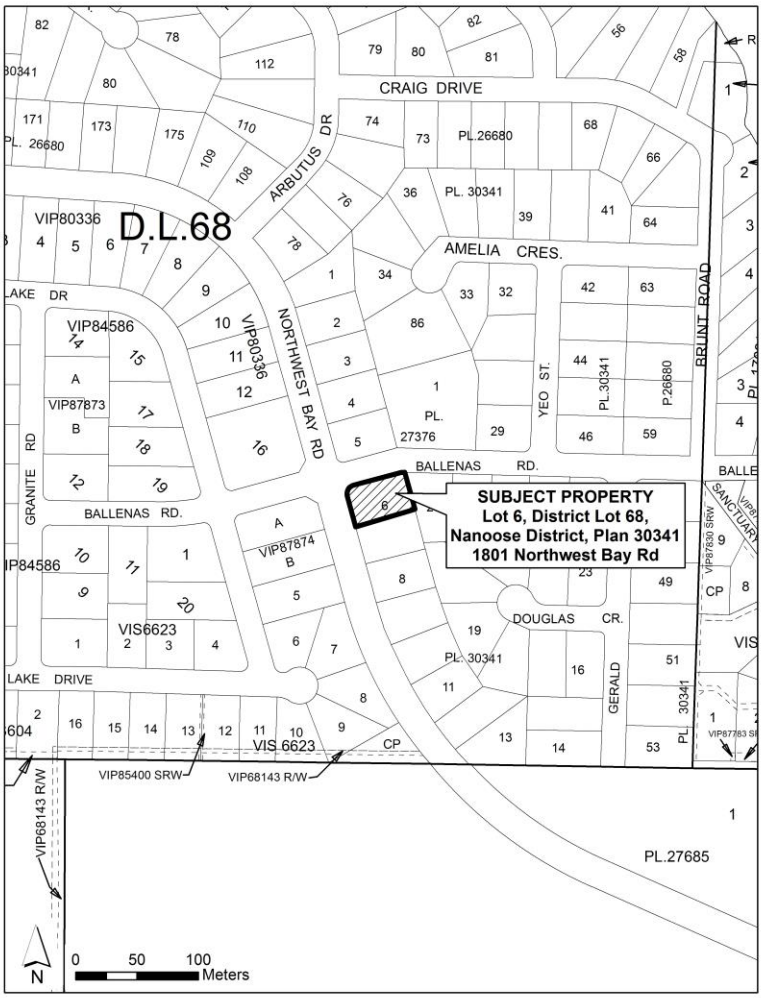

PURPOSE OF THE APPEAL

The applicant is requesting the following:

- That the maximum height requirement for an accessory building be increased from 6.0 m to 7.33 m.

AND

- That the minimum setback requirements for a front lot line be decreased from 8.0 m to 4.6 m as shown on the attached plan.

The appeal seeks a variance from the following provisions of the *"Regional District of Nanaimo Land Use and Subdivision Bylaw No. 500, 1987"*.

Section 3.4.61

- *Maximum Number and Size of Building and Structures - Accessory Building Height – 6.0 m*
- *Minimum Setback Requirements*
  Front Lot Line – 8.0 m

HAVE YOUR SAY

All persons who consider their interest in their property to be affected by the proposed appeal shall be afforded an opportunity to be heard in person or by written submission at the meeting. Written submissions can also be provided in advance of the meeting and must be received at the RDN office by 3:30 pm Wednesday, April 10, 2019.

WHERE CAN I INSPECT THE DOCUMENTS?

A copy of the proposed appeal and relevant documents may be inspected at the hearing or until Wednesday, April 10, 2019 at the RDN Administration office located at 6300 Hammond Bay Road, Nanaimo, BC, Monday to Friday (excluding public holidays) 8:30 am to 4:30 pm, with extended business hours until 5:30 pm on Wednesdays.

Get Involved RDN!

For more information please contact:

250-390-6510 or 1-877-604-4111

planning@rdn.bc.ca

Proposed Site Plan

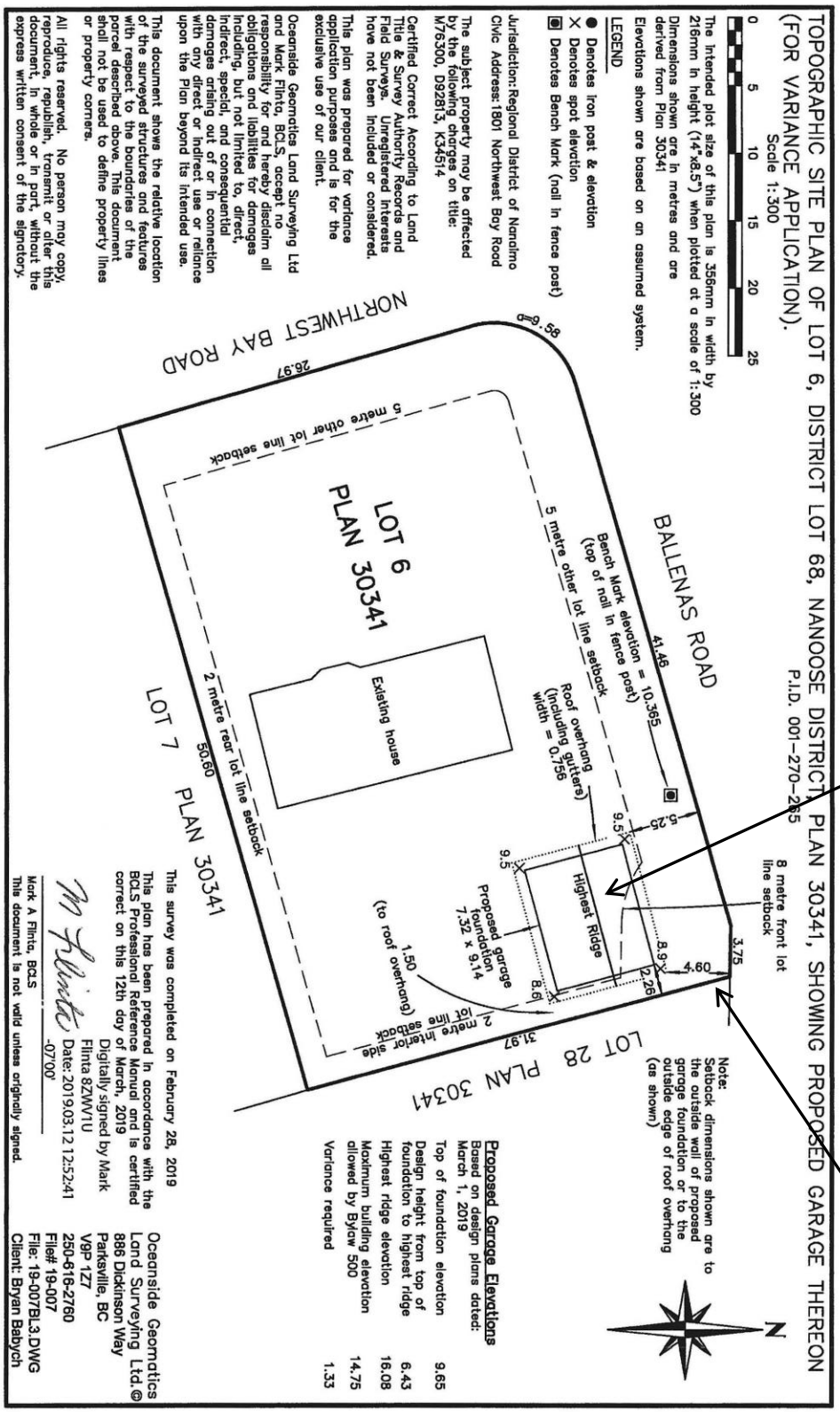

Maximum height of an accessory building be increased from 6.0 m to 7.33 m.

Minimum setback requirements of a front lot line be decreased from 8.0 m to 4.6 m.

Elevations

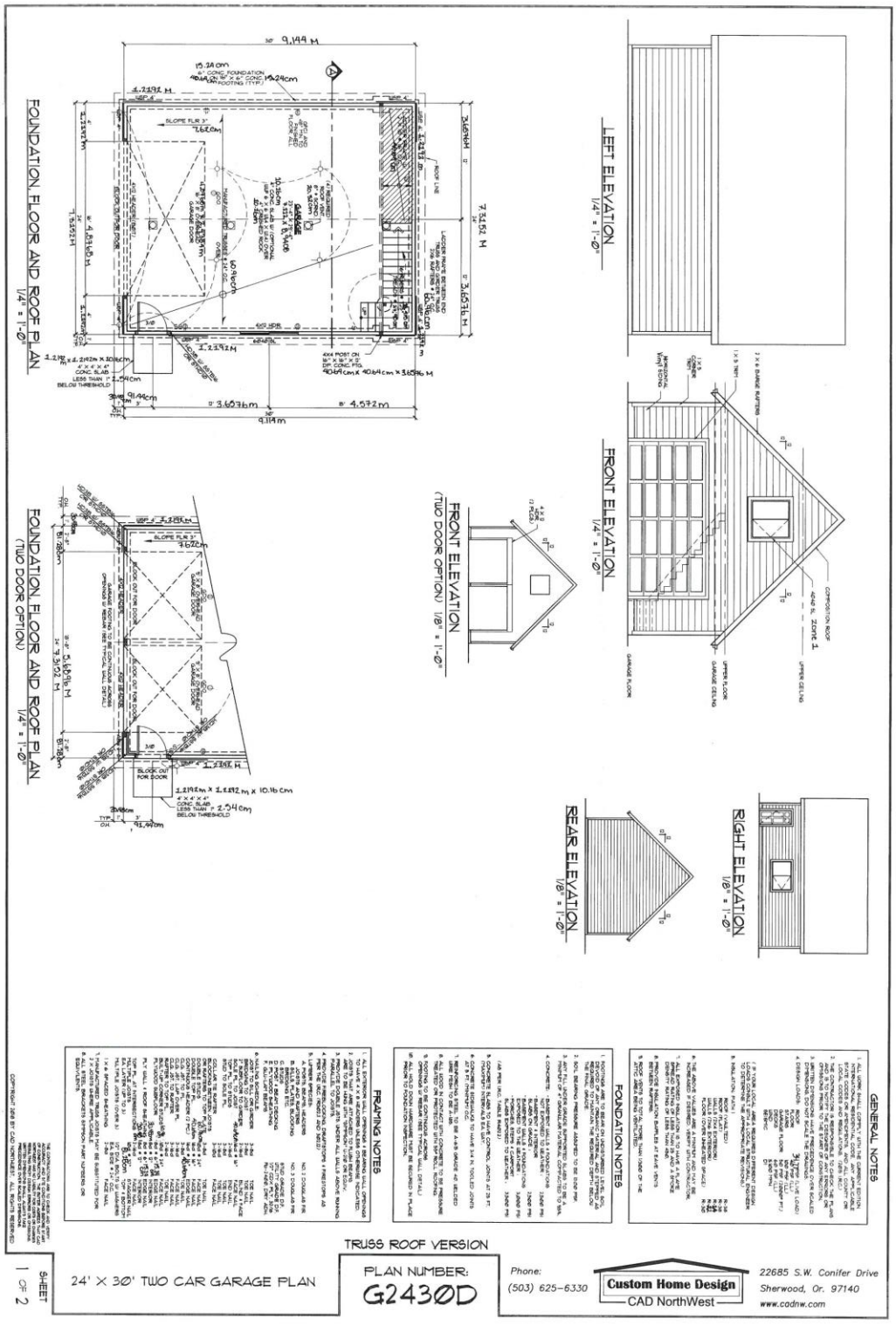
FOUNDATION, FLOOR AND ROOF PLAN
1/4" = 1'-0"
LEFT ELEVATION
1/4" = 1'-0"
FRONT ELEVATION
1/4" = 1'-0"
FOUNDATION, FLOOR AND ROOF PLAN
(TWO DOOR OPTION)
1/4" = 1'-0"
FRONT ELEVATION
(TWO DOOR OPTION) 1/8" = 1'-0"
REAR ELEVATION
1/8" = 1'-0"
RIGHT ELEVATION
1/8" = 1'-0"
GENERAL NOTES
FOUNDATION NOTES
FRAMING NOTES
TRUSS ROOF VERSION
24' X 30' TWO CAR GARAGE PLAN
PLAN NUMBER:
G2430D
SHEET
1 OF 2
Phone:
(503) 625-6330
Custom Home Design
CAD NorthWest
22685 S.W. Conifer Drive
Sherwood, Or. 97140
www.cadnw.com
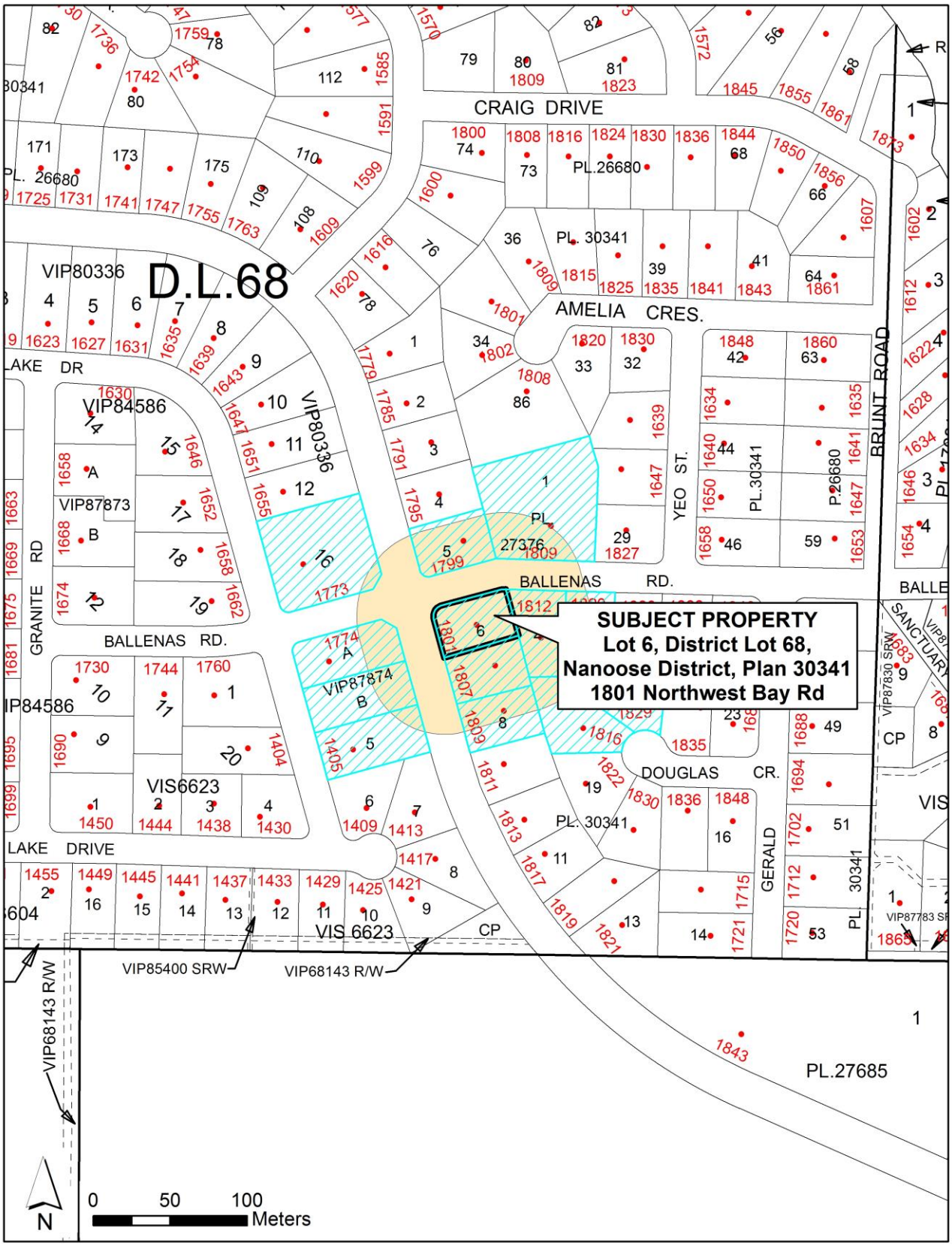
50 Metre Notification Map