


6 STEPS

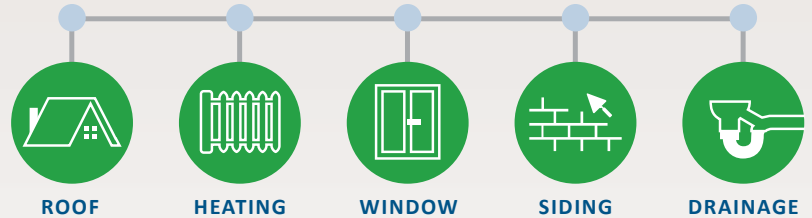
to help manage
your home energy
efficiency renovation



1 DEFINE YOUR PRIORITIES AND BUDGET

Don't miss out on opportunities! Identify the upgrades your home will need over the next 30 years and plot them on a timeline (e.g. roof, heating system, window, siding replacements, draining improvements). These are opportunities for improving energy efficiency when it is most economical and you don't want to miss them!

- **If you are replacing your siding**, save time and money by adding more external insulation at the same time.
- **If you are excavating to fix drainage** around your foundation, that is a great time to add exterior foundation insulation.



Taking this strategic approach can help reduce costs of energy upgrades by avoiding re-work and taking advantage of fixes you already need to do.

- **Think about ALL the changes** you'd like for your home, not just energy efficiency. This resource provides a good process to follow:

[Making Your Renovation Work - Get it in Writing!](#)

- **Get a sense of rebates available** to help, making sure to read about any eligibility requirements specific to each rebate. For example, some provincial grants require a minimum level of annual electricity use, and federal heat pump grants have specific equipment requirements.
- **Rebates can be confusing** - CleanBC Energy Coaches and the RDN's Home Energy Navigator program can help you sort things out (see links below).



Check out the following resources to assist you on your rebate journey:

- ✓ The Government of BC's rebate search tool: <https://betterhomesbc.ca/rebate-search-tool/>
- ✓ Contact a BC Energy Coach: <https://betterhomesbc.ca/connect/> or call 1-844-881-9790
- ✓ Information on the Federal Greener Homes Initiative: canada.ca/greener-homes-initiative. This includes information on [Canada Greener Homes Grant](#), [Canada Greener Homes Loan](#), and [Oil to Heat Pump Affordability Program](#)
- ✓ Information on the Regional District of Nanaimo's (RDN) programs can be found at rdnrebates.ca



NEW

Sign up for the RDN's newly launched Home Energy Navigator Program at homeenergynav.ca

This free service connects you with an Energy Concierge who will assist you throughout your retrofit project by answering questions, offering support, and providing expert advice on home energy retrofits.

2 EVALUATE YOUR HOME WITH AN ENERGY ADVISOR

Energy Advisors are trained in building and technology methods for evaluating and improving home energy efficiency. They can help you make informed decisions based on potential energy savings, your budget and the needs of your home.

Most of the costs of your home assessment and EnerGuide evaluations may be covered through **federal** and **RDN rebate programs**. Apply early to avoid missing out on available funding!

TO GET THE MOST OUT OF YOUR HOME ASSESSMENT:



Prepare your questions beforehand



Discuss your main priorities with your Energy Advisor



Use the instructions your Energy Advisor gives you

Find an Energy Advisor in your area



NOTE - there is currently a very high demand for Energy Advisor services in our area. Ask different service providers about expected timelines.

- The best way to book an Energy Advisor is to reach out to them directly. You can search betterhomesbc.ca/ea to find an Energy Advisor in your area.
- You can also request their services through the Canada Greener Homes Grant portal. Visit Canada Greener Homes Grant at canada.ca/greener-homes-grant for more program information and to book a retrofit evaluation.



3 REFINE YOUR PLAN

Plan your renovation in stages to reduce costs and make the process easier.

SAMPLE PLANNING PROCESS



REPLACEMENT TIMELINE

Look at the **age and likely lifespan** of different parts of your home. **Develop a timeline** of when they may need replacing. Some parts may only need replacing every 20–40 years (e.g. roof or siding). Save time and money by doing other energy upgrades at the same time.



CONSULTATION

Ask your **contractor or Energy Advisor** to comment on your plan and suggest any changes to the order of the renovations. **Make sure your end goals are clear.** (e.g. Net Zero, high air quality, etc.)



CONTRACTOR STRATEGIES

Ask your **contractor** to make sure the changes they make to your home now will make it easy to do other upgrades later. For example, if they're putting new insulation and siding on your house, they should do it in a way that makes it easy to add new windows later.



4 WORK WITH A CONTRACTOR

Working with the right contractor will help get the most out of your renovation and reduce risks. To help find the right contractor, consider the following:



Use registered contractors



Find a Contractor That is Right for the Job and What to Know Before Hiring Them



Request references from previous jobs (aim for three)



Consider adding performance requirements to your contract

(specific air tightness goal, etc.)



Get quotes from different contractors

The Home Energy Navigator program can help you compare quotes. Different contractors may give different quotes and equipment options, so it's important to understand what you will get for the quoted cost.



Refer to a contractor checklist



Guide to Selecting a Contractor



5 CONFIRM PERFORMANCE

Request a follow-up assessment to evaluate the improvements made by your renovations.



Can help determine if air sealing was effective, and tells you your post-upgrade energy efficiency, which can be useful for home resale value.



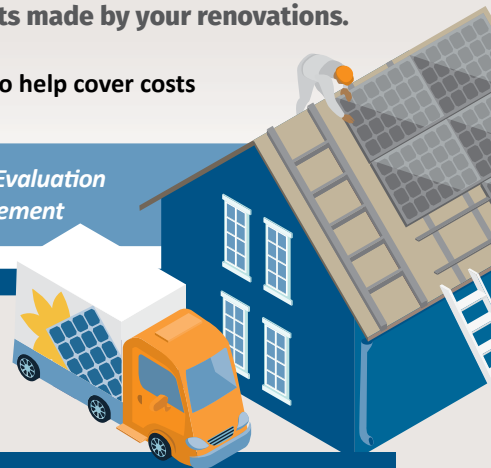
Required for the Canada Greener Homes Grant



Rebates are available to help cover costs



Book Your Post-retrofit Evaluation and Apply for Reimbursement



6 APPLY FOR REBATES

Approximate amounts available through federal, provincial and RDN rebate programs are provided below.

NEED REBATE HELP?

If you have questions about provincial or federal rebate programs, consider calling a BC Energy Coach. They are specially trained to help people understand and access provincial rebates, and can supply some information on federal rebates.

To contact a BC Energy Coach: [1-844-881-8790](tel:1-844-881-8790) betterhomesbc.ca/connect

You can also sign up for the Home Energy Navigator Program. This free program can help you navigate rebates, find program contractors, provide application support and quote comparisons, and more. To sign up, visit <https://homeenergynav.ca/>

FEDERAL GOVERNMENT

- Funding up to **\$5,600**
- Loans from **\$5,000 to \$40,000**
- These programs are administered by the Federal Government of Canada; questions about these programs should be directed to the federal government
- To find out which programs you qualify for, visit the [Canada Greener Homes Initiative](#)

PROVINCIAL PROGRAMS

- Funding up to **\$11,000**
- This program is administered by the Government of BC; questions about the program should be directed to a CleanBC Energy Coach
- To learn more, visit: betterhomesbc.ca

RDN REBATES

- Funding up to **\$2,000** for renovations and retrofits
- Except for the Wood Smoke Reduction Program rebate, RDN rebates are available to Electoral Area residents only and can be combined with provincial and federal rebates
- There are rebates for home energy assessments, solar panel installations, electric vehicle charging stations and more
- To learn more, visit: rdn.bc.ca/rdn-rebates
- If you need more information on RDN rebates after visiting the website above, contact sustainability@rdn.bc.ca