

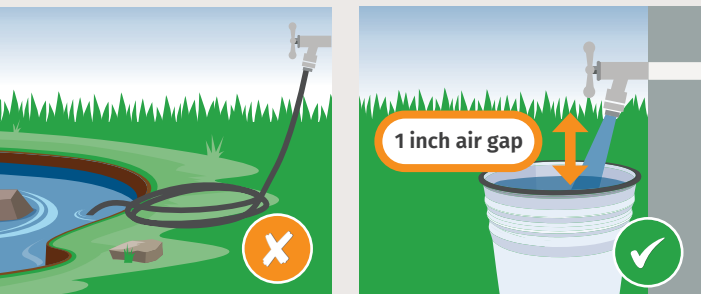


What is a Cross Connection?

A cross connection is a connection between potable water (safe for human consumption) and non-potable water (not safe for human consumption).

These connections are prohibited under RDN Bylaw No. 1788. Cross connections are normally created by accident but are considered to be serious health and safety hazards.

www.rdn.bc.ca/cross-connection-control-program





The Cross Connection Control Program requires cooperation from all water system customers in order to help sustain clean, safe drinking water in the community.

Contact the RDN Water Services Department with any questions about backflow prevention or cross connection control.



www.rdn.bc.ca/cross-connection-control-program



Cross Connection Control

Reducing the risk of contaminants flowing back into the water supply

☎ 250-390-6560 | 250-954-3792 | 1-877-607-4111

✉ rcu@rdn.bc.ca  www.rdn.bc.ca

www.rdn.bc.ca

Cross Connection Control

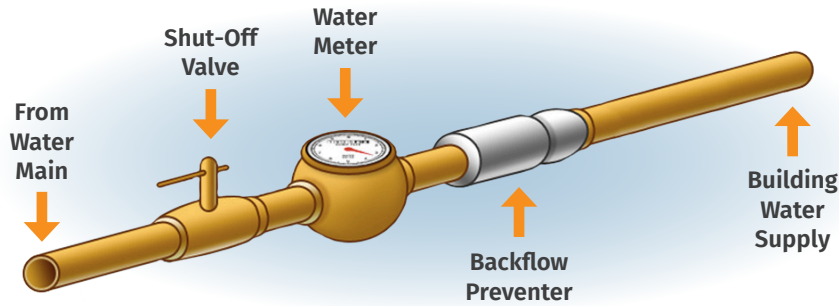
The best way to prevent hazardous backflow is to eliminate all existing cross connections in your home and yard. If a cross connection can not be feasibly eliminated, it must be protected by an approved backflow prevention device selected and installed in conformance with the *Canadian Standards Association CSA B64.10* standard.

HIGH HAZARD CROSS CONNECTION
NEVER USE SPRAY ATTACHMENTS UNLESS A VACUUM BREAKER IS INSTALLED (available at hardware stores)



What is Backflow?

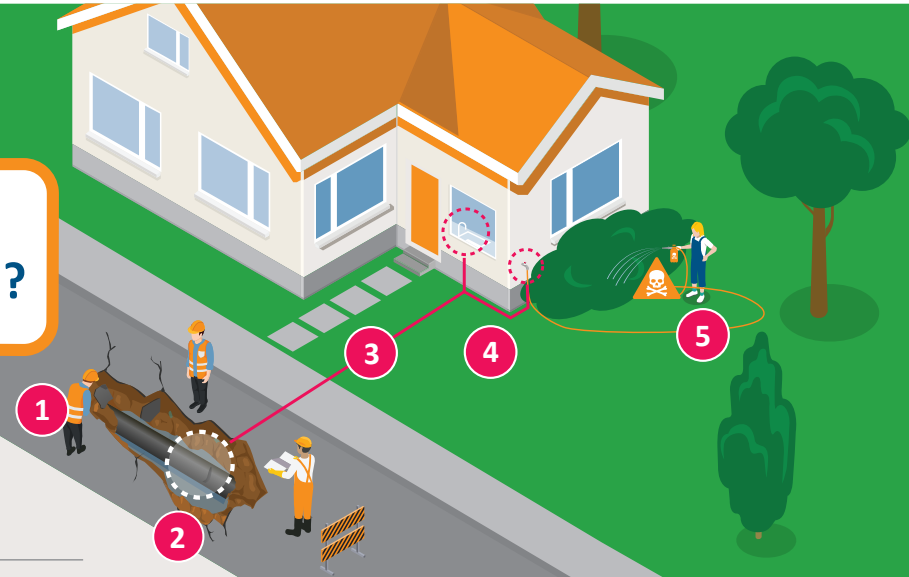
Backflow is the reversal of the normal flow of water within a water piping system. If a cross connection exists, backflow can cause non-potable water containing contaminants to enter the potable water piping system.



Every RDN water service line is required to have a non-testable dual check valve (backflow preventer) in-place at all times.

How Could Backflow Happen?

- 1 The watermain in the street is shut off for repair.
- 2 Water flows out of the watermain and into the ground.
- 3 The water from the house drains towards the watermain, which is at a lower elevation.
- 4 A siphon is created by the water draining out of the household water line.
- 5 The chemicals being sprayed could be siphoned through the hose and into the household water supply, poisoning the occupants. The chemical could then enter the watermain and contaminate other homes in the neighbourhood.



Other Backflow Risks

- ▶ Booster pumps used to boost pressure on private property.
- ▶ Fire suppression systems.
- ▶ Garden hoses submerged in hot tub, pool, or fish tank.
- ▶ Dual check valve removed for thermal expansion or water hammer.
- ▶ Dual check valve removed for irrigation system installation.
- ▶ Pressurized in-floor heating/circulation systems.
- ▶ Private wells or cisterns connected to RDN service lines.
- ▶ Pressure washers used incorrectly.

